

INTERSECTIONS



Where do we go from here?

It is almost time to start making our way home. If you are on the “Meet the Forest” tour, follow the blue signs for your loop. The trail to your right will take you to the 510 road and lead you to the FDT trail.

If you are continuing on the Forest Discovery Trail follow the signs for the Forest Discovery Trail down hill. Adults—let kids help you look at the map and determine the right way to go.

Before starting back, intersections are great places to take a break and reflect on our time in the forest. Here are some fun activities you can choose to do before hiking back to the trail head!

Activity!

Activity ideas that you can do on the way out

Take a moment to enjoy the forest

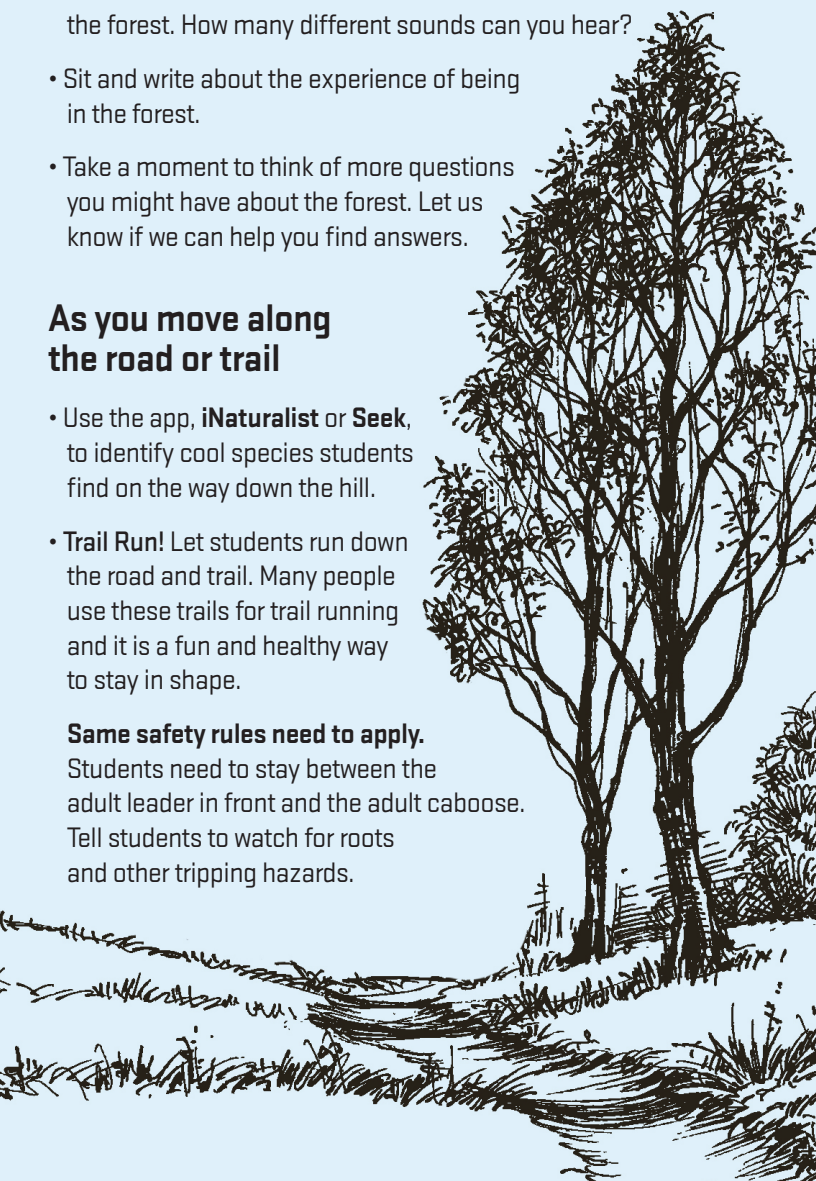
- Let students sit and draw something from nature.
- Set a timer for 1-2 minutes and listen to all the sounds in the forest. How many different sounds can you hear?
- Sit and write about the experience of being in the forest.
- Take a moment to think of more questions you might have about the forest. Let us know if we can help you find answers.

As you move along the road or trail

- Use the app, **iNaturalist** or **Seek**, to identify cool species students find on the way down the hill.
- **Trail Run!** Let students run down the road and trail. Many people use these trails for trail running and it is a fun and healthy way to stay in shape.

Same safety rules need to apply.

Students need to stay between the adult leader in front and the adult caboose. Tell students to watch for roots and other tripping hazards.





Activity!

As we walk along the road, let's play "I spy with my little eye" or "I hear with my little ear"! You can use the Nature Scavenger Hunt to help find species and check off more species!

- **Moss**
(may be growing on the tree trunks, logs, forest floor)
- **Lichens**
(may be growing on the branches and up into the canopy)
- **Ferns**
(you can find them growing in clumps along the side of the road and trails, as well as on tree branches.)
- **Vines of poison oak climb high up tree trunks**
- **Birds** (see or hear them)
- **Animals** (see or hear them)
- **Holes, nooks, or crannies**
(tree cavities where birds or animals live.)
- **Mushrooms/fungus**


Nature Scavenger Hunt

How many things can you discover along the way?

Poison Oak



Blackberry



Douglas Fir

White Oak



Big Leaf Maple



Lichens

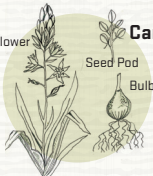


Ponderosa Pine



Flower

Camas



Spittal Bugs



Gopher Holes



Rough Skin Newt



Banana Slug



Snail



Moss



Ferns



Squirrel



Moss

