

A person wearing an orange hard hat and a grey jacket is standing in a forest, looking down at a device in their hands. The forest is lush with green ferns and trees. The text is overlaid on the left side of the image.

College Forest Updates: McDonald & Dunn Forest Management Planning Process

Spring 2022 – End of 2024

OSU College of Forestry
McDonald-Dunn Research Forest Faculty Planning Committee Meeting #26
Peavy Forest Science Center or Zoom ([Join Zoom Meeting](#))
4 Nov 2024, 11am-noon

Agenda

Meeting Purpose:

- Share information on recent and upcoming efforts and events
- Discuss SAC and community input on most and least preferred scenarios
- Finalize recommendations on scenario(s) to be recommended to the dean
- Discuss next steps

Start Time	Activity
11:00am	Review where we've been and where we're going
11:05am	Recap of modeling efforts to evaluate tradeoffs among scenarios
11:10am	Overview of input received to date
11:15pm	Recommended scenario(s) <ul style="list-style-type: none">○ Benefits○ Drawbacks
11:55am	Our anticipated next steps <ul style="list-style-type: none">○ Discuss definitions of maximum ages of trees or stands harvested○ Explore ideas on alternative sources of revenue○ Any other topics needing group discussion
noon	Adjourn



MCDONALD-DUNN RESEARCH FOREST PLANNING PROCESS



The OSU College of Forestry is developing a new management plan for the McDonald and Dunn Research Forests, which is anticipated to be ready for implementation in 2025. The new research forest plan will reflect the college's diverse values, and will position the McDonald-Dunn Research Forest to be a model example of multiple value forest management. Management decisions and activities on the McDonald-Dunn Research Forest will be driven by research agendas, education and demonstration opportunities, and considerations of an inclusive balance of forest uses and values. The full intent of the research forests is described in the [Vision, Mission, and Goals](#).

The plan is being crafted with input from diverse voices. Two committees, comprised of 23 individuals total, have been providing input throughout the planning process. One group, the **Stakeholder Advisory Committee (SAC)** is made up of individuals external to the university with representation from Tribal natural resource managers, state and local agencies, NGOs, private industry, and forest neighbors, and another group, the **Faculty Planning Committee (FPC)**, has representation from 5 academic departments across OSU, providing expertise on all aspects of forest management. [Members of the Stakeholder Advisory Committee and Faculty Planning Committee](#)

Research forest staff are not members of the SAC or FPC, but are involved in discussions as needed, as technical resources. They serve in an ex-officio capacity.

The dean of the College of Forestry will make all final decisions regarding the new research forest management plan.

Once a plan has been adopted, a Research Forest Technical Advisory Committee will be formed. This committee will provide an avenue for research forest staff to seek guidance on various forest management issues that arise during the implementation of the new forest plan, review annual reports, consider exceptions to land allocation designations, and work with the dean to appoint additional committees and task forces as needed.

The process of developing the new management plan will involve opportunities for public input, including two Community Listening Sessions to gather information on aspirations and concerns of forest users early in the planning process, two Community Input Sessions to gather input on forest land allocation decisions late in the planning process, a [webform](#) through which written comments can be provided, and an [email](#) to which written questions can be sent. We usually respond within 14 days.

UPCOMING MEETINGS & EVENTS

- Nov. 4, 2024, 11:00 am - 12:00 pm, Faculty Planning Committee Meeting (open to the public to listen remotely through Zoom but not comment; video recording will be posted online after the meeting)
Zoom link: <https://oregonstate.zoom.us/j/96048847825?pwd=buAr23oOG7OAVBCu4QPNAbT5QYy8H.1>

PAST MEETINGS & EVENTS

Stakeholder Advisory Committee (SAC): This committee engages a broad and diverse array of voices and perspectives in the planning process. The primary role of the SAC is to provide recommendations regarding the balance of forest uses, values and management practices and helps to ensure that broader stakeholder and public input is understood and reflected. SAC members are requested to share concerns and aspirations regarding the management of the forests to contribute to community expectations being understood by College of Forestry leaders and will be reflected in the alternative scenarios to be developed and evaluated during the management planning process. The SAC is not a decision-making body, but will work in tandem with the FPC to inform the development of a new management plan that will ultimately be reviewed and approved by the College of Forestry Executive Committee and Dean.

- Oct. 24, 2024, SAC Meeting ([agenda](#), [presentation](#), [video recording](#))
- Sept 25, 2024, SAC Meeting ([agenda](#), [presentation](#), [video recording](#))
- June 3, 2024, SAC Meeting ([agenda](#), [presentation](#), [video recording](#))
- Jan. 30, 2024, SAC Meeting ([agenda](#), [presentation](#))
- Apr. 13, 2023, SAC Meeting ([agenda](#), [presentation 1](#), [presentation 2](#), [video recording](#), [meeting summary](#))
- Mar. 27, 2023, SAC and FPC Joint Field Tour
- Mar. 1, 2023, SAC Meeting ([agenda](#), [presentation](#), [video recording](#), [meeting summary](#))
- Feb. 25, 2023, SAC and FPC Joint Field Tour
- Jan. 18, 2023, SAC Meeting ([agenda](#), [presentation](#), [video recording](#), [meeting summary](#))
- Dec. 13, 2022, SAC Meeting ([agenda](#), [video recording](#), [meeting summary](#))
- Dec. 5, 2022, SAC Meeting ([agenda](#), [presentation](#), [video recording](#), [meeting summary](#))
- Sept. 20, 2022, SAC Meeting ([agenda](#), [presentation](#), [video recording](#), [meeting summary](#))
- Aug 30, 2022, SAC Meeting ([agenda](#), [presentation](#), [meeting summary](#))
- June 14, 2022, SAC and FPC Joint Kickoff Meeting ([agenda](#), [video](#), [meeting summary](#))

Faculty Planning Committee (FPC): This committee provides technical input related to the forest management plan. Members will help develop the new draft plan, independently assess modeled management scenarios, review various portions of the draft plan, help contribute to public input being evaluated and considered in the forest management planning process, and provide input on the implementation approach and communication strategies for long-term engagement and accountability.

- Oct. 18, 2024, FPC Meeting ([agenda](#), [presentation](#), [video recording](#), [meeting summary](#))
- Oct. 3, 2024, FPC Meeting ([agenda](#), [presentation](#), [video recording](#), [meeting summary](#))
- Sept 16, 2024, FPC Meeting ([agenda](#), [presentation](#), [video recording](#), [meeting summary](#))
- May 30, 2024, FPC Meeting ([agenda](#), [presentation](#), [video recording](#), [meeting summary](#))
- Feb. 22, 2024, FPC Meeting ([agenda](#), [presentation](#), [video recording](#), [meeting summary](#))
- Jan. 25, 2024, FPC Meeting ([agenda](#), [presentation](#), [video recording](#), [meeting summary](#))
- Dec. 12, 2023, FPC meeting ([agenda](#), [presentation](#), [video recording](#), [meeting summary](#))
- Nov. 28, 2023, FPC meeting ([agenda](#), [presentation](#), [video recording](#), [meeting summary](#))
- Nov. 14, 2023, FPC meeting ([agenda](#), [presentation](#), [video recording](#), [meeting summary](#))
- Oct. 31, 2023, FPC meeting ([agenda](#), [presentation](#), [video recording](#), [meeting summary](#))
- Oct. 17, 2023, FPC meeting ([agenda](#), [presentation](#), [video recording](#), [meeting summary](#))
- June 12, 2023, FPC Meeting ([agenda](#), [presentation](#), [video recording](#), [meeting summary](#))
- May 1, 2023, FPC Meeting ([agenda](#), [presentation](#), [video recording](#), [meeting summary](#))
- Apr. 17, 2023, FPC Meeting ([agenda](#), [presentation](#), [video recording](#), [meeting summary](#))
- Mar. 27, 2023, SAC and FPC Joint Field Tour
- Mar. 20, 2023, FPC Meeting ([agenda](#), [presentation](#), [video recording](#), [meeting summary](#))
- Mar. 6, 2023, FPC Meeting ([agenda](#), [presentation](#), [video recording](#), [meeting summary](#))
- Feb. 25, 2023, SAC and FPC Joint Field Tour
- Feb. 20, 2023, FPC Meeting ([agenda](#), [presentation](#), [video recording](#), [meeting summary](#))
- Feb. 6, 2023, FPC Meeting ([agenda](#), [presentation](#), [video recording](#), [meeting summary](#))
- Jan. 23, 2023, FPC Meeting ([agenda](#), [presentation](#), [video recording](#), [meeting summary](#))
- Dec. 20, 2022, FPC Meeting ([agenda](#), [presentation](#), [video recording](#), [meeting summary](#))
- Dec. 6, 2022, FPC Meeting ([agenda](#), [presentation](#), [video recording](#), [meeting summary](#)) - Remarks made by an individual during the Dec. 6 Faculty Planning Committee meeting do not reflect the values of the university or the College of Forestry, or our shared commitment to respectful discussion and engagement. The College appreciates all input being provided in planning the future of the McDonald-Dunn Research Forests and is committed to listening to and considering all perspectives with respect. An apology for these remarks was made during the Stakeholder Advisory Committee meeting on Dec 13.
- Nov. 22, 2022, FPC Meeting ([agenda](#), [presentation](#), [video recording](#), [meeting summary](#))
- Oct. 25, 2022, FPC Meeting ([agenda](#), [presentation](#), [video recording](#), [meeting summary](#))
- Oct. 11, 2022, FPC Meeting ([agenda](#), [presentation](#), [video recording](#), [meeting summary](#))
- Sept. 16, 2022, FPC Meeting ([agenda](#), [presentation](#), [meeting summary](#))
- June 14, 2022, SAC and FPC Joint Kickoff Meeting ([agenda](#), [video](#), [meeting summary](#))

Community Input and Listening Sessions

- Oct. 28, 2024, Community Input Session ([background materials](#))
- June 5, 2024, Community Input Session ([presentation](#), [video recording](#), [additional material](#)) - Thank you for your comments and feedback at the Community Input Session. A Q&A including the questions received during the session is [available here](#).
- Mar. 21 & 22, 2023, Academic User Listening Sessions (open forums)
- Nov. 7, 2022, Community Listening Session ([agenda](#), [presentation](#), [video recording](#), [meeting summary](#))
- Aug. 31, 2022, Community Listening Session ([agenda](#), [presentation](#), [meeting summary](#))

SUBMIT YOUR COMMENTS

SUBMIT YOUR QUESTIONS

STAY CONNECTED

READ PUBLIC COMMENTS

HISTORIC DOCUMENTS - MCDONALD-DUNN RESEARCH FOREST PLANNING 2004-PRESENT

FAQ ABOUT THE RESEARCH FORESTS

McDonald-Dunn Research Forest Management Planning Process

Phase I: Information gathering, Discussions, Assessment of former FMP (Spring – Summer 2022)

Initial Interviews

Inventory of CoF
Academic Use

Community Listening
Session I

Stakeholder Advisory
Committee Meetings

Faculty Planning
Committee Meetings

Comment / Question
Submission



Phase II: Synthesizing, Modeling, Writing, Refining (Fall 2022 – Fall 2024)

Stakeholder Advisory
Committee Meetings

Faculty Planning
Committee Meetings

Community Listening
Session II

Academic User
Listening Session

Community Input
Sessions I & II

Comment / Question
Submission



Phase III: Finalizing (End of 2024)

Draft to FPC for review

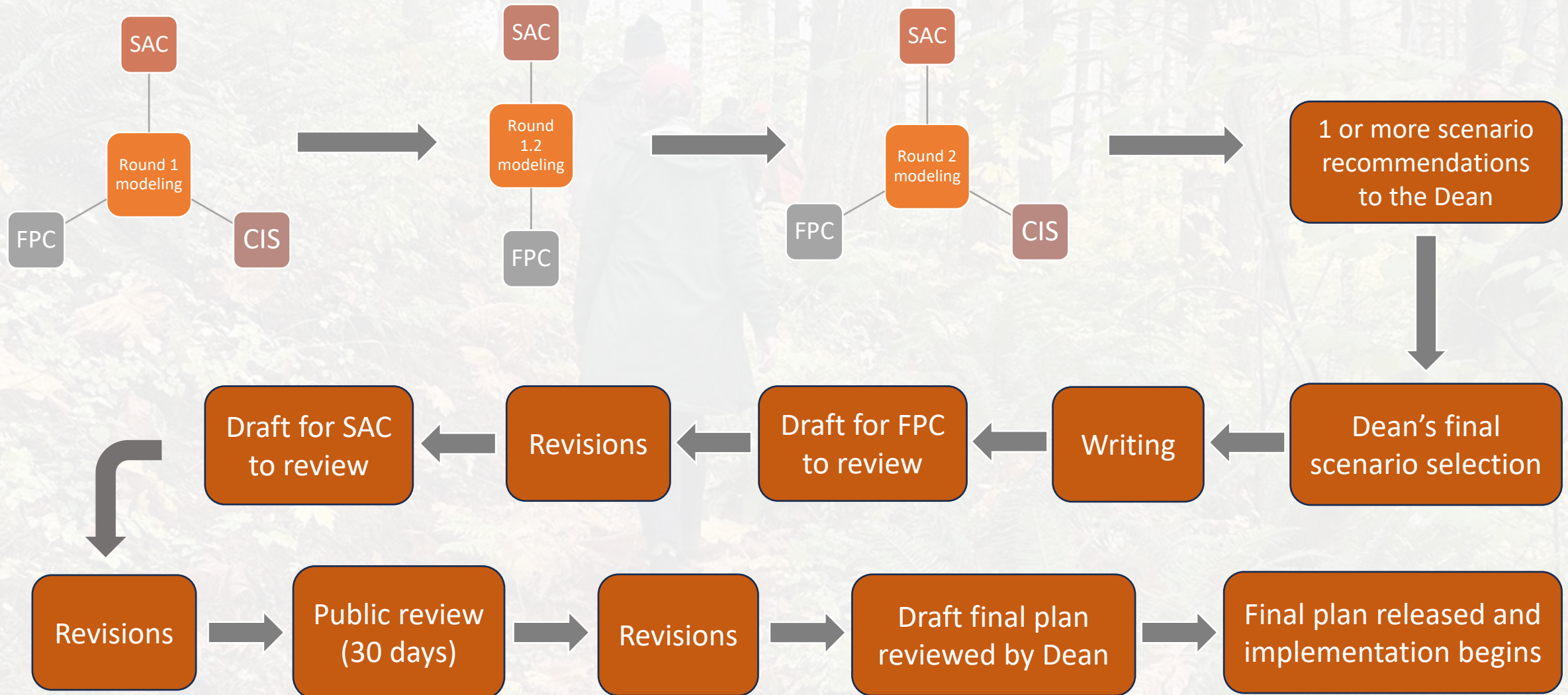
Draft to SAC for review

Draft to public for review

Draft to Dean & Forestry
Executive Committee for
review

Forest management plan
approval by Dean

Anticipated Steps



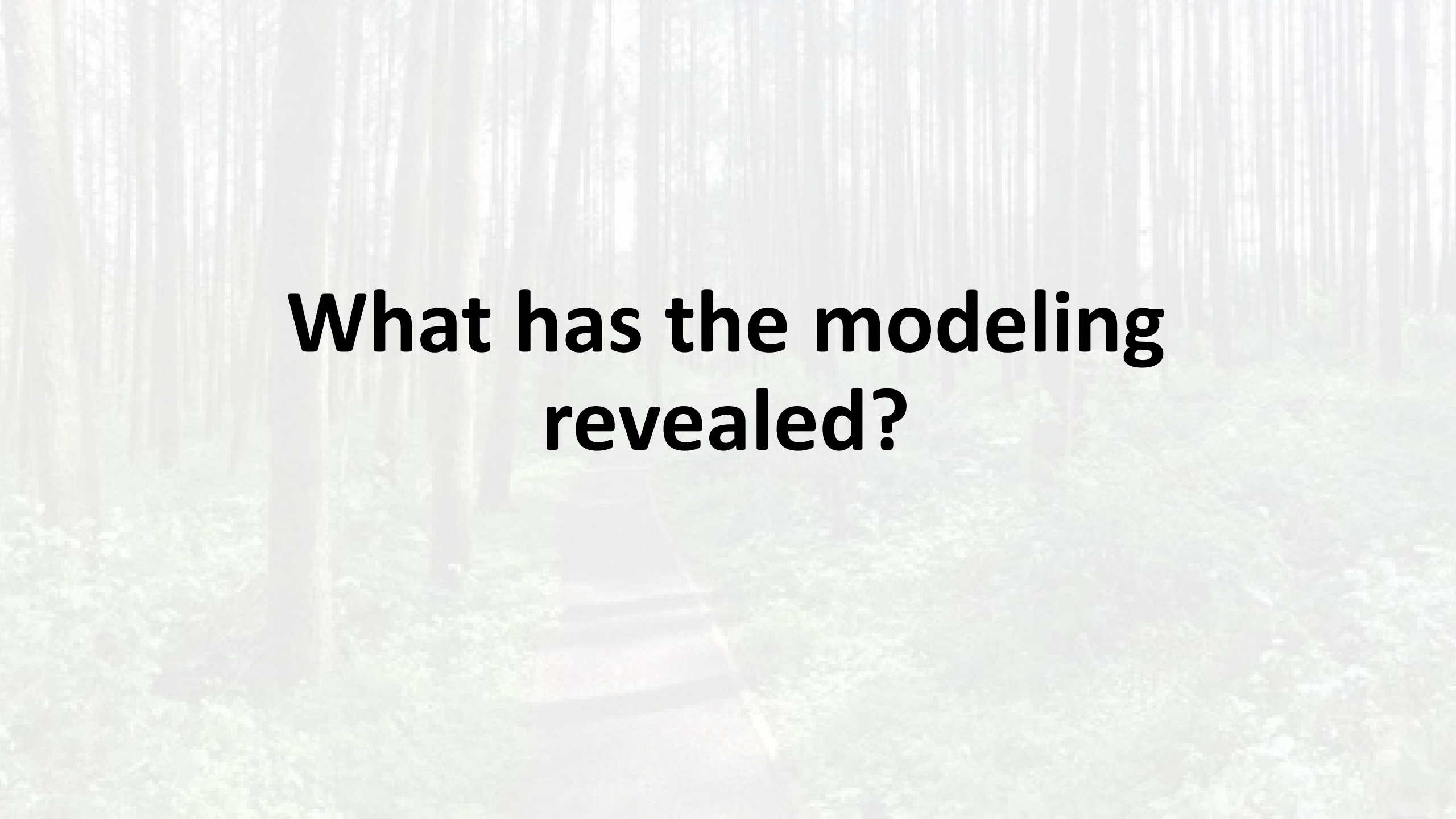


**What conditions do we intend
to create on the forest?**

5 'Forest Management Strategies' for the new plan





- A. Even-aged, short rotation
- B. Even-aged, long rotation
- C. Multi-aged, multi-species
- D. Managed reserves
- E. Ecosystems of concern (oak woodlands, meadows, riparian)

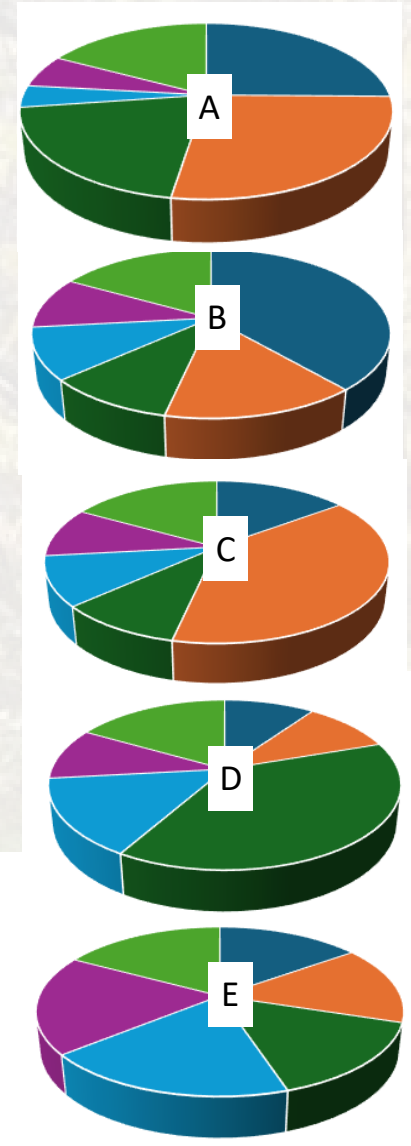


A blurred background image of a forest path with a wooden bench. The path is made of wooden planks and leads into a dense forest of tall, thin trees. The lighting is soft and natural, suggesting a sunny day. The text is overlaid on the center of the image.

**What has the modeling
revealed?**

5 Initial Scenarios Investigated to Evaluate Tradeoffs


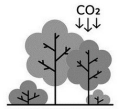
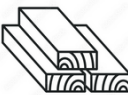





	2024				
Proportion	Scenario A (baseline)	Scenario B (lots of EASR)	Scenario C (lots of EALR)	Scenario D (lots of MAMS)	Scenario E (lots of MR & EOC)
Even-aged, short rotation	25%	39%	15%	10%	15%
Even-aged, long rotation	27%	15%	39%	10%	15%
Multi-aged/multi-species	20%	10%	10%	39%	15%
Managed reserve	4%	10%	10%	15%	19%
Ecosystems of concern	6%	10%	10%	10%	19%
Long term learning + non-forest *	17%	17%	17%	17%	17%
TOTAL	100%	100%	100%	100%	100%

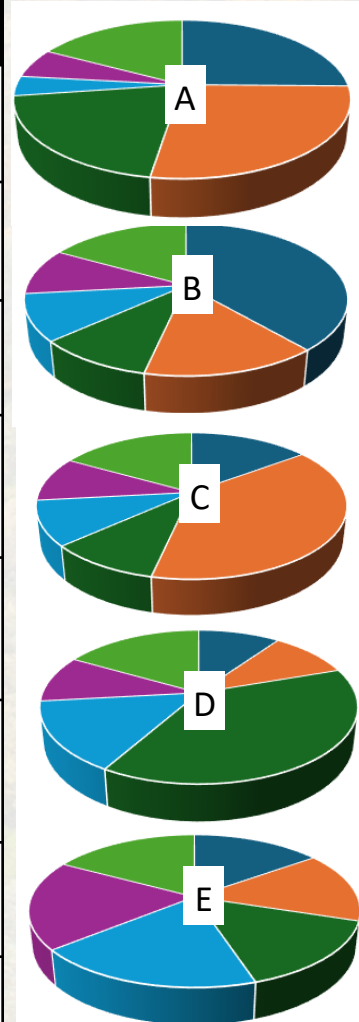


- Even-aged, short rotation
- Even-aged, long rotation
- Multi-aged/multi-species
- Managed reserve
- Ecosystems of concern
- Long term learning*

* long-term learning + non-forest = acreage unavailable for allocation because held for long-term research or roads, powerlines, lake, quarry, etc.

Metrics to be used to assess tradeoffs among scenarios


Forest Value		What are we trying to measure?
Biodiversity		Habitat suitability of focal taxa (bees, early successional birds, late successional birds, red tree voles, ungulates, amphibians)
Forest carbon		Amount of forest carbon (live & dead trees, shrubs, herbs, litter)
Forest products		Volume of timber harvested
Recreation acceptability		Perceptions of recreationists of aesthetic acceptability
Resilience - density		Resilience as related to tree density and stand conditions
Resilience - composition		Resilience as related to degree of dominance of Douglas-fir
Revenue - net		Total revenue derived from timber less operational expenses
Wildfire resistance		Degree of resistance to wildfire



7 New Scenarios Investigated to Evaluate Tradeoffs

	Scenario G (mix of C&D, moderate EALR)	Scenario H (lots of MR, equal EALR & MAMS)	Scenario J (lots of MAMS)	Scenario K (lots of EALR)	Scenario L (mix of C&D, equal EASR & MR & EOC)	Scenario M (high EALR, moderate MAMS, low EASR)	Scenario N (lots of EOC, equal EALR & MAMS)
Even-aged, short rotation	14%	10%	8%	8%	10%	5%	9%
Even-aged, long rotation	35%	24%	8%	50%	20%	35%	25%
Multi-aged/multi-species	20%	24%	50%	8%	33%	25%	26%
Managed reserve	8%	15%	8%	8%	10%	9%	8%
Ecosystems of concern	6%	10%	8%	8%	10%	9%	14%
Long term learning + non-forest *	17%	17%	17%	17%	17%	17%	17%
TOTAL	100%	100%	100%	100%	100%	100%	100%

* long-term learning + non-forest = acreage unavailable for allocation because held for long-term research or roads, powerlines, lake, quarry, etc.



Results - Comparison with the Baseline (Scenario A)

- Color-coded to facilitate relative comparisons with the baseline (scenario A - current conditions, in white)
- Font is red if less than the baseline (scenario A)

Considerable increase (>50% increase)
Moderate increase (10-50% increase)
Little change (10% increase – 10% decrease)
Moderate decrease (10-50% decrease)
Considerable decrease (>50% decrease)

Forest Value	Scenario A	Scenario K	Scenario C	Scenario M	Scenario G	Scenario N	Scenario H	Scenario L	Scenario E	Scenario B	Scenario D	Scenario J
Biodiversity (avg across all taxa)	1.80	1.78	1.83	1.96	1.87	1.98	2.01	2.03	2.01	1.86	2.13	2.13
Forest carbon (in Tons)	770,133	836,376	885,224	915,267	839,433	964,565	1,004,417	961,854	1,117,992	946,926	1,039,536	962,094
Forest products (per year)	5.5MMBF	5.5MMBF	5.1MMBF	5.1MMBF	5.4MMBF	4.8MMBF	4.5MMBF	4.7MMBF	3.8MMBF	4.1MMBF	4.2MMBF	4.7MMBF
Direct/indirect jobs sustained (per year)	~62 jobs	~62 jobs	~58 jobs	~58 jobs	~61 jobs	~55 jobs	~50 jobs	~53 jobs	~43 jobs	~46 jobs	~48 jobs	~53 jobs
Net revenue (per year)	\$1.0M	\$966K	\$812K	\$896K	\$966K	\$780K	\$627K	\$757K	\$307K	\$426K	\$550K	\$779K
Recreation acceptability	3.42	3.47	3.48	3.44	3.47	3.44	3.55	3.52	3.60	3.44	3.58	3.55
Resilience - density	2.87	2.64	2.59	2.73	2.79	2.61	2.56	2.74	2.21	2.46	2.68	2.94
Resilience - composition	2.58	2.56	2.54	2.49	2.51	2.59	2.57	2.58	2.66	2.71	2.65	2.62
Wildfire resistance	2.43	2.43	2.43	2.50	2.47	2.50	2.49	2.54	2.44	2.42	2.57	2.62

Assessing Tradeoffs Among Land Allocation Scenarios

- **Relative comparison with baseline scenario, showing raw numbers & color-coded % change, ordered high to low EALR**

Forest Value	Scenario A	Scenario K	Scenario C	Scenario M	Scenario G	Scenario N	Scenario H	Scenario L	Scenario E	Scenario B	Scenario D	Scenario J
Biodiversity (avg across all taxa)	1.80	1.78	1.83	1.96	1.87	1.98	2.01	2.03	2.01	1.86	2.13	2.13
Forest carbon (in Tons)	770,133	836,376	885,224	915,267	839,433	964,565	1,004,417	961,854	1,117,992	946,926	1,039,536	962,094
Forest products (per year)	5.5MMBF	5.5MMBF	5.1MMBF	5.1MMBF	5.4MMBF	4.8MMBF	4.5MMBF	4.7MMBF	3.8MMBF	4.1MMBF	4.2MMBF	4.7MMBF
Direct/indirect jobs sustained (per year)	~62 jobs	~62 jobs	~58 jobs	~58 jobs	~61 jobs	~55 jobs	~50 jobs	~53 jobs	~43 jobs	~46 jobs	~48 jobs	~53 jobs
Net revenue (per year)	\$1.0M	\$966K	\$812K	\$896K	\$966K	\$780K	\$627K	\$757K	\$307K	\$426K	\$550K	\$779K
Recreation acceptability	3.42	3.47	3.48	3.44	3.47	3.44	3.55	3.52	3.60	3.44	3.58	3.55
Resilience - density	2.87	2.64	2.59	2.73	2.79	2.61	2.56	2.74	2.21	2.46	2.68	2.94
Resilience - composition	2.58	2.56	2.54	2.49	2.51	2.59	2.57	2.58	2.66	2.71	2.65	2.62
Wildfire resistance	2.43	2.43	2.43	2.50	2.47	2.50	2.49	2.54	2.44	2.42	2.57	2.62

bees	0.76	0.76	0.80	0.76	0.75	0.84	0.77	0.79	0.87	0.79	0.77	0.76
early seral birds	1.16	1.08	1.09	1.04	1.10	1.01	1.00	1.02	0.95	1.11	0.99	1.03
late seral birds	2.42	2.38	2.49	2.87	2.60	2.96	3.02	3.07	3.05	2.54	3.33	3.34
red tree voles	0.65	0.81	0.92	0.81	0.81	0.78	1.01	0.86	1.08	1.06	0.97	0.72
amphibians	2.93	2.91	2.98	3.19	3.05	3.26	3.29	3.32	3.29	2.96	3.46	3.46
ungulates	2.90	2.74	2.71	3.09	2.92	3.05	3.00	3.15	2.81	2.68	3.25	3.48

MANAGEMENT STRATEGY	A	K	C	M	G	N	H	L	E	B	D	J
Even-aged, short rotation (EASR)	25%	8%	15%	5%	14%	9%	10%	10%	15%	39%	10%	8%
Even-aged, long rotation (EALR)	27%	50%	39%	35%	35%	25%	24%	20%	15%	15%	10%	8%
Multi-aged/multi-species (MAMS)	20%	8%	10%	25%	20%	26%	24%	33%	15%	10%	39%	50%
Managed reserve (MR)	4%	8%	10%	9%	8%	8%	15%	10%	19%	10%	15%	8%
Ecosystems of concern (EOC)	6%	8%	10%	9%	6%	14%	10%	10%	19%	10%	10%	8%

← more even-aged long rotation

less even-aged long rotation →

Considerable increase (>50% increase)
Moderate increase (10-50% increase)
Little change (10% increase – 10% decrease)
Moderate decrease (10-50% decrease)
Considerable decrease (>50% decrease)

Moving to Final Recommendations on Land Allocation

1. Which scenario do you find most preferable for the McDonald-Dunn Research Forest, and why?
2. Which scenario you find least preferable for the McDonald-Dunn Research Forest, and why?

Assessing Tradeoffs Among Land Allocation Scenarios

- **Relative comparison with baseline scenario, showing raw numbers & color-coded % change, ordered high to low EALR**

Forest Value	Scenario A	Scenario K	Scenario C	Scenario M	Scenario G	Scenario N	Scenario H	Scenario L	Scenario E	Scenario B	Scenario D	Scenario J
Biodiversity (avg across all taxa)	1.80	1.78	1.83	1.96	1.87	1.98	2.01	2.03	2.01	1.86	2.13	2.13
Forest carbon (in Tons)	770,133	836,376	885,224	915,267	839,433	964,565	1,004,417	961,854	1,117,992	946,926	1,039,536	962,094
Forest products (per year)	5.5MMBF	5.5MMBF	5.1MMBF	5.1MMBF	5.4MMBF	4.8MMBF	4.5MMBF	4.7MMBF	3.8MMBF	4.1MMBF	4.2MMBF	4.7MMBF
Direct/indirect jobs sustained (per year)	~62 jobs	~62 jobs	~58 jobs	~58 jobs	~61 jobs	~55 jobs	~50 jobs	~53 jobs	~43 jobs	~46 jobs	~48 jobs	~53 jobs
Net revenue (per year)	\$1.0M	\$966K	\$812K	\$896K	\$966K	\$780K	\$627K	\$757K	\$307K	\$426K	\$550K	\$779K
Recreation acceptability	3.42	3.47	3.48	3.44	3.47	3.44	3.55	3.52	3.60	3.44	3.58	3.55
Resilience - density	2.87	2.64	2.59	2.73	2.79	2.61	2.56	2.74	2.21	2.46	2.68	2.94
Resilience - composition	2.58	2.56	2.54	2.49	2.51	2.59	2.57	2.58	2.66	2.71	2.65	2.62
Wildfire resistance	2.43	2.43	2.43	2.50	2.47	2.50	2.49	2.54	2.44	2.42	2.57	2.62
bees	0.76	0.76	0.80	0.76	0.75	0.84	0.77	0.79	0.87	0.79	0.77	0.76
early seral birds	1.16	1.08	1.09	1.04	1.10	1.01	1.00	1.02	0.95	1.11	0.99	1.03
late seral birds	2.42	2.38	2.49	2.87	2.60	2.96	3.02	3.07	3.05	2.54	3.33	3.34
red tree voles	0.65	0.81	0.92	0.81	0.81	0.78	1.01	0.86	1.08	1.06	0.97	0.72
amphibians	2.93	2.91	2.98	3.19	3.05	3.26	3.29	3.32	3.29	2.96	3.46	3.46
ungulates	2.90	2.74	2.71	3.09	2.92	3.05	3.00	3.15	2.81	2.68	3.25	3.48
MANAGEMENT STRATEGY	A	K	C	M	G	N	H	L	E	B	D	J
Even-aged, short rotation (EASR)	25%	8%	15%	5%	14%	9%	10%	10%	15%	39%	10%	8%
Even-aged, long rotation (EALR)	27%	50%	39%	35%	35%	25%	24%	20%	15%	15%	10%	8%
Multi-aged/multi-species (MAMS)	20%	8%	10%	25%	20%	26%	24%	33%	15%	10%	39%	50%
Managed reserve (MR)	4%	8%	10%	9%	8%	8%	15%	10%	19%	10%	15%	8%
Ecosystems of concern (EOC)	6%	8%	10%	9%	6%	14%	10%	10%	19%	10%	10%	8%

Considerable increase (>50% increase)
Modest increase (10-50% increase)
Little change (10% increase – 10% decrease)
Modest decrease (10-50% decrease)
Considerable decrease (>50% decrease)

more even-aged long rotation ← | → less even-aged long rotation

Tentative suggestions for land allocation scenarios from the FPC, subject to change based upon input received...

MANAGEMENT STRATEGY	A (baseline)	X	Y	Z
Even-aged, short rotation (EASR)	25%	10%	10%	10%
Even-aged, long rotation (EALR)	27%	30%	26.5%	23%
Multi-aged/multi-species (MAMS)	20%	23%	26.5%	30%
Managed reserve (MR)	4%	10%	10%	10%
Ecosystems of concern (EOC)	6%	10%	10%	10%
Long-term research + non-forest	17%	17%	17%	17%

October input from SAC and Community regarding most preferred scenarios

- Most preferred options

	SAC ① - G	SAC ② - new	SAC ③ - H	SAC ④ - D	SAC ④ - J	SAC ⑤ - J	SAC ⑤ - A	CIS ① - G	Webform ① - G
EASR	14	14	10	10	8	8	25	14	14
EALR	35	27	24	10	8	8	27	35	35
MAMS	20	24	24	39	50	50	20	20	20
MR	8	8	15	15	8	8	4	8	8
EOC	6	10	10	10	8	8	6	6	6
Edu+	17	17	17	17	17	17	17	17	17
total	100	100	100	100	100	100	100	100	100

- Least preferred options
 - SAC ① - Option H
 - SAC ⑤ - Option B
- Most Preferred Options of the FPC's tentative proposals
 - SAC ② - Option Z
 - SAC ④ - Option Z

October input from SAC and Community regarding most preferred scenarios

- Most preferred options

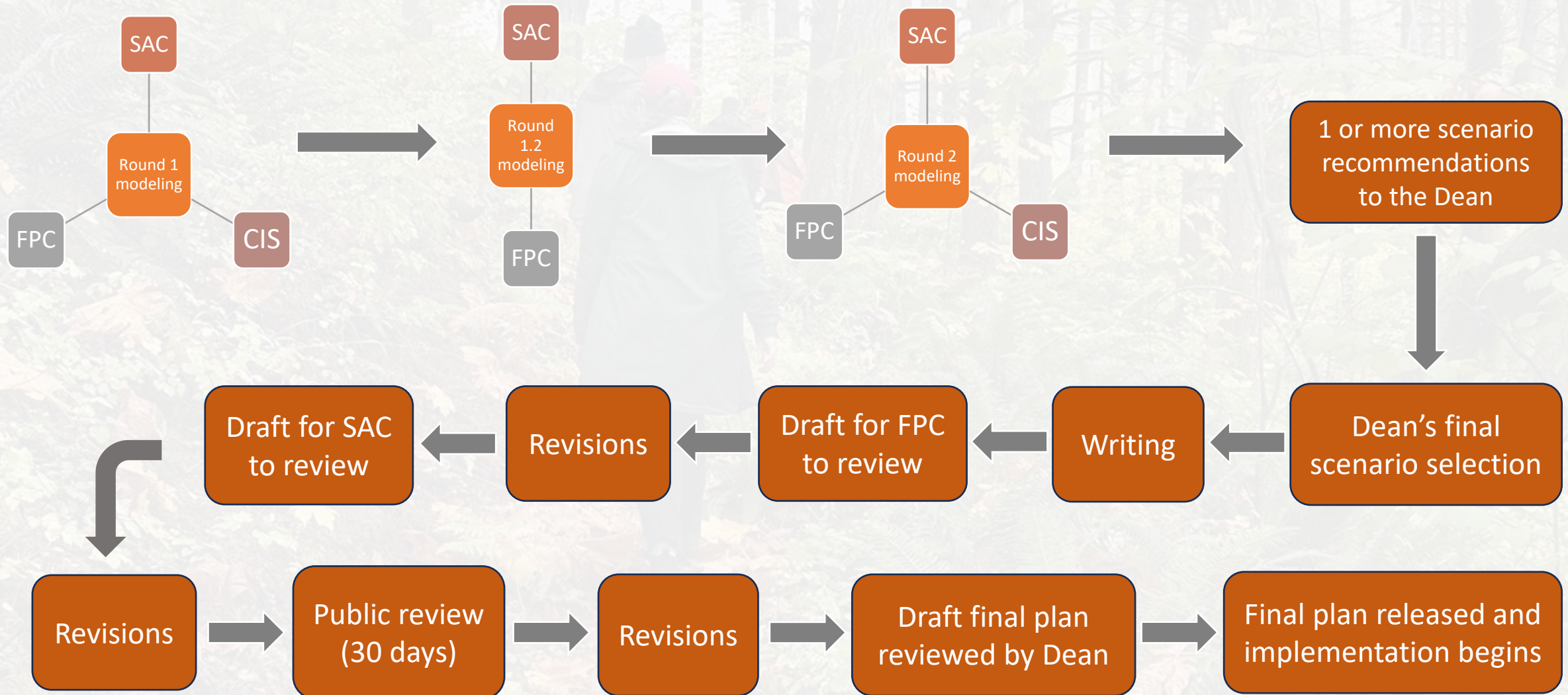
	SAC ①	SAC ②	SAC ③	SAC ④	SAC ④	SAC ⑤	SAC ⑤	CIS ①	Webform ①	MEAN of all input	FPC tentative proposals			
	- G	- new	- H	- D	- J	- J	- A	- G	- G		A (baseline)	X	Y	Z
EASR	14	14	10	10	8	8	25	14	14	13	25	10	10	10
EALR	35	27	24	10	8	8	27	35	35	23	27	30	26.5	23
MAMS	20	24	24	39	50	50	20	20	20	30	20	23	26.5	30
MR	8	8	15	15	8	8	4	8	8	9	4	10	10	10
EOC	6	10	10	10	8	8	6	6	6	8	6	10	10	10
Edu+	17	17	17	17	17	17	17	17	17	17	17	17	17	17
total	100	100	100	100	100	100	100	100	100	100	100	100	100	100

- Least preferred options
 - SAC ① - Option H
 - SAC ⑤ - Option B
- Most Preferred Options of the FPC's tentative proposals
 - SAC ② - Option Z
 - SAC ④ - Option Z

A photograph of a dirt path winding through a dense forest. Sunlight filters through the trees, creating a dappled light effect on the path and the surrounding foliage. The path leads into the distance, flanked by tall, thin trees and lush green plants. The overall atmosphere is peaceful and natural.

Next Steps

Anticipated Steps



Tentative timeline for events & milestones

- Oct 18 – FPC mtg #25 to discuss Round II results and weigh in on preferred scenario
- Oct 24 – SAC mtg #11 to discuss Round II results and weigh in on preferred scenario
- Oct 28 – 2nd CIS to discuss preferences among scenarios and weigh in on preferred scenario
- Nov 4 – FPC mtg #26 to finalize land allocation recommendation(s) for the Dean
- Late Nov – FPC mtg to discuss max harvest age, alternative sources of revenue, etc.

OCTOBER 2024

SUN	MON	TUE	WED	THU	FRI	SAT
13	14	15	16	17	18 FPC	19
20	21	22	23	24 SAC	25	26
27	28 CIS	29	30	31	1	2

NOVEMBER 2024

SUN	MON	TUE	WED	THU	FRI	SAT
27	28	29	30	31	1	2
3	4 FPC	5	6	7	8	9
10	11	12	13	14	15	16
17	18	19	20	21	22	23
24	25	26	27	28	29	30