

REGION THREE K9 SEARCH AND RESCUE GET OUTDOORS DAY ACTIVITIES

On the following pages, you can make your very own Search and Rescue (SAR) Dog (K9). Print this activity sheet, cut out the features you want your dog to have and glue them to the dog's body.

What kind of ears will your SAR K9 have?

Dog ear fact: Did you know that dogs show their emotions through their ear movements as well as move their ears to a position to better hear certain noises?

Go outside, close your eyes, and listen quietly for 30 seconds? Write down at least three sounds you heard and could identify with just your ears.

What color eyes will your SAR K9 have?

Color your SAR K9's eyes. Dogs often have brown, pale blue, or hazel/amber eyes. Although rare, dogs can also have green eyes. Sometimes they can have one eye with a different color than the other.

Did you know that dogs only see blue, yellow, and some shades of grey?

Go outside and identify something blue, yellow, and grey. Now look for something that is red, purple, orange, or green. Write down at least three of these items that you can see in these colors (red, purple, orange, green) because you have human eyes.

Choose your SAR K9's tail.

Dog tail fact: A dog's tail can talk. Dogs use their tails to communicate with one another. Different tail wags mean different things. For example, a dog's tail that wags to the right indicates openness and happiness.

Color your SAR K9's coat.

Dog coat fact: A dog's coat has two layers. A top coat that helps to repel water and shield from dirt, and an undercoat that helps keep them warm. It comes in all sorts of textures and lengths - short, long, thick, thin, straight, wavy, curly, dark, light and anything in between.

Dress your SAR K9 dog.

Some SAR K9s work during the day, some at night, and some work both day and night. You can work your SAR K9 with or without a leash.


Don't forget your SAR K9's nose!

Now, have some fun and play pin the nose on your SAR K9. Once you have the nose where you want it, go outside again. Close your eyes and stand quietly for 30 seconds. Write down at least three things you could smell and identify with just your nose. If you need to, open your eyes and get close enough to an item so you can actually smell it.

Pretend to be a Search and Rescue dog.

Have a friend lay a puppy trail that you can follow. Do this by gathering similar identifiable items like marbles, special rocks, or pieces of fabric, etc. Have your friend place these items along a path they walk. The items can be placed close together to make the path easier or further apart for a challenge. Don't watch them place the items, but have them walk behind you once the trail is ready for you to follow. Look for the items as you go, pick them up or have your friend pick them up so you leave no trace.

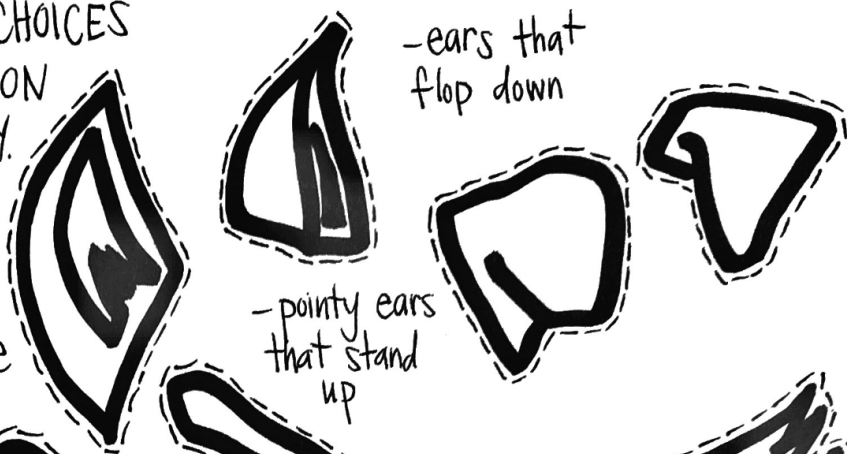
Keep in mind, that if you were actually a SAR K9 following this path, you would not use your eyes to help you. Instead, you would use your nose to follow the path of scent your friend left behind as they walked. Unfortunately, our human noses are not that sensitive so we need to rely on our eyes for this activity.



Make your own
Search & Rescue dog

CUT OUT YOUR CHOICES
AND GLUE THEM ON
YOUR DOG'S BODY.

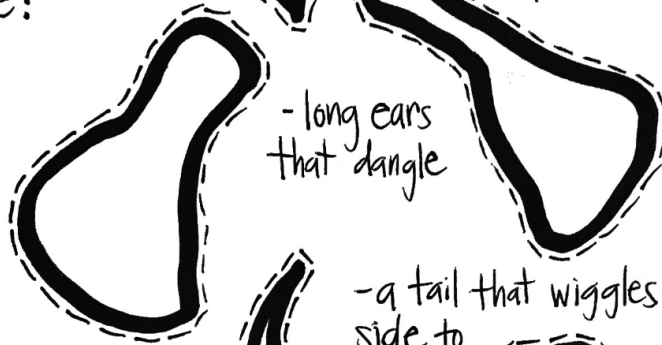
• What kind of ears will your search and rescue dog have?



-ears that flop down

-pointy ears that stand up

-long ears that dangle



-a tail that wiggles side to side

-a tail that whips back and forth



-a big bushy tail

• Choose your dog's tail

• Dress your dog

-name your dog, give it a collar



-Will your dog work in a harness?



-Will your dog work on or off leash?

-Do you want a bell on your dog so you can hear it?



-Will your dog work at night?



* Don't forget the most important part of the search and rescue dog, its NOSE. Play pin the nose on the dog.

